

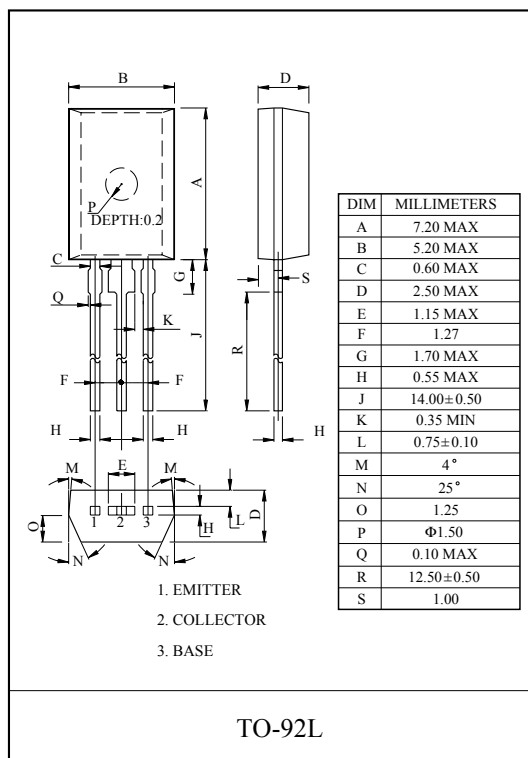
HIGH VOLTAGE APPLICATION.

## FEATURES

- High Voltage :  $V_{CEO}=-150V$ .
- Low Output Capacitance :  $C_{ob}=5.0pF(Max.)$ .
- High Transition Frequency :  $f_T=120MHz (Typ.)$ .
- Complementary to KTC3206.

## MAXIMUM RATING (Ta=25°C)

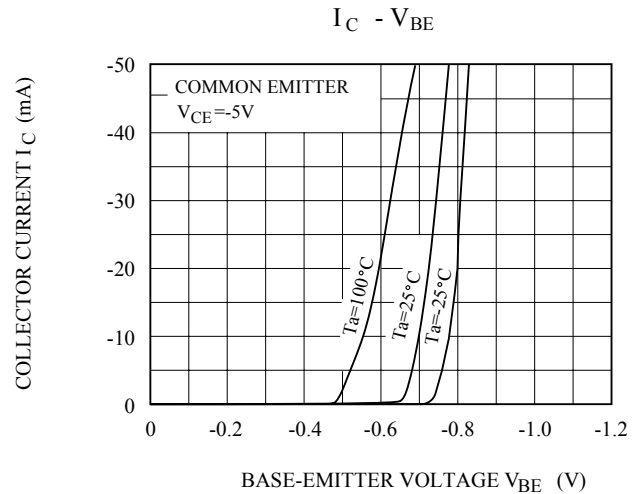
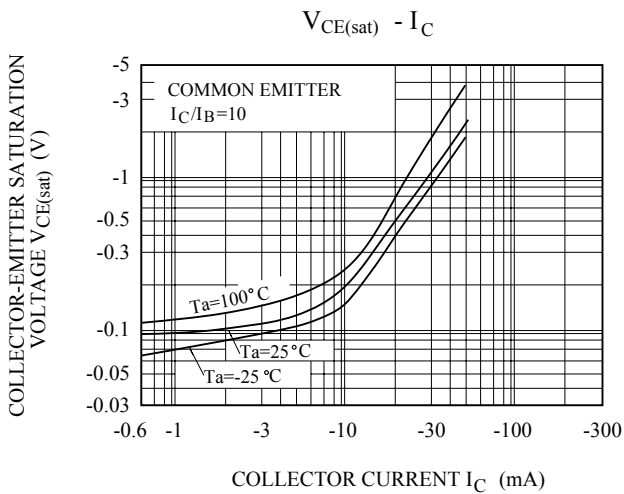
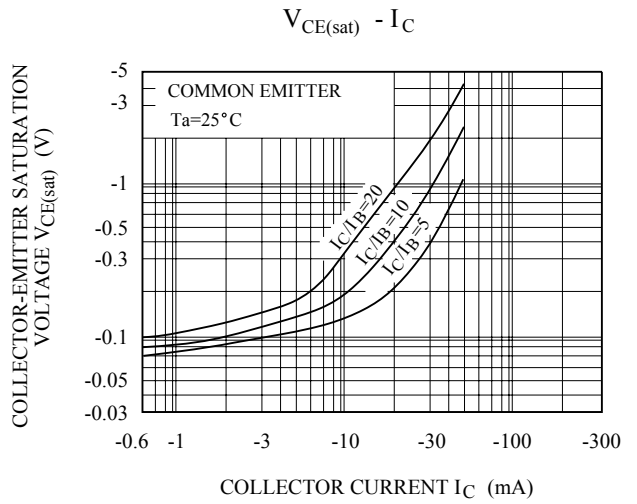
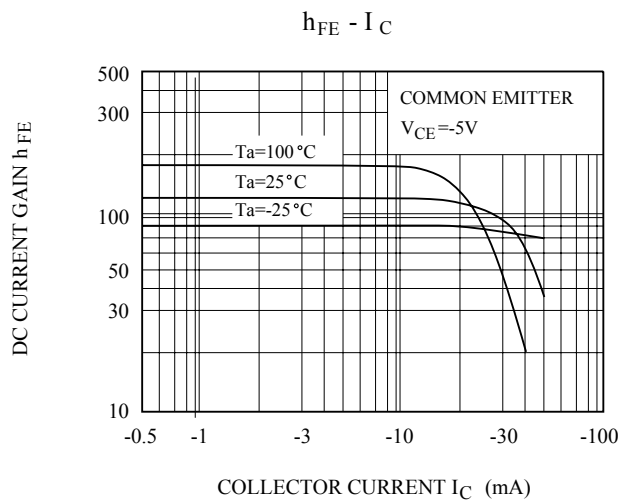
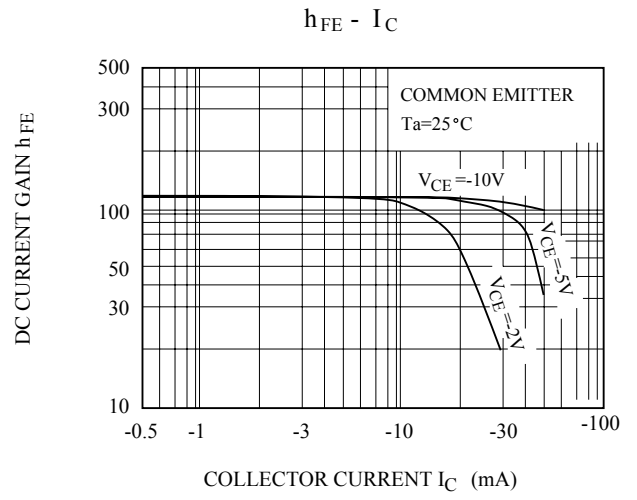
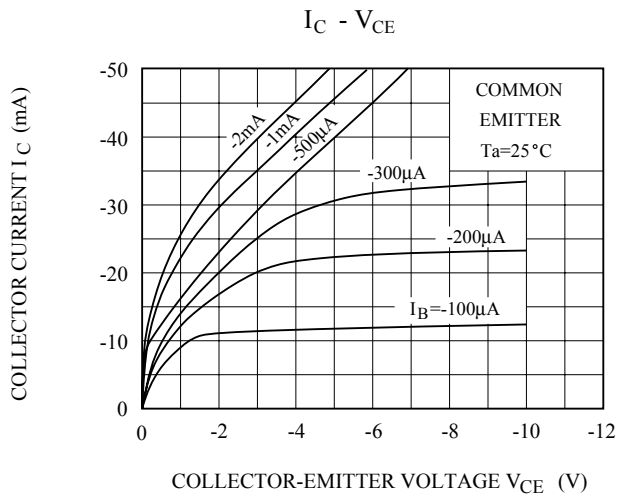
CHARACTERISTIC	SYMBOL	RATING	UNIT
Collector-Base Voltage	$V_{CBO}$	-150	V
Collector-Emitter Voltage	$V_{CEO}$	-150	V
Emitter-Base Voltage	$V_{EBO}$	-5	V
Collector Current	$I_C$	-50	mA
Emitter Current	$I_E$	50	mA
Collector Power Dissipation	$P_C$	1	W
Junction Temperature	$T_j$	150	°C
Storage Temperature Range	$T_{stg}$	-55 ~ 150	°C



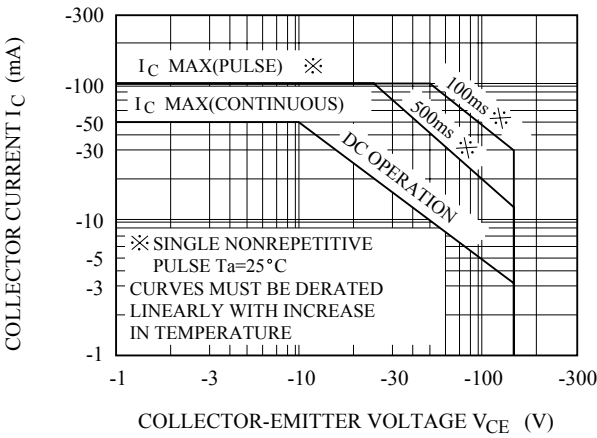
## ELECTRICAL CHARACTERISTICS (Ta=25°C)

CHARACTERISTIC	SYMBOL	TEST CONDITION	MIN.	TYP.	MAX.	UNIT
Collector Cut-off Current	$I_{CBO}$	$V_{CB}=-150V, I_E=0$	-	-	-0.1	$\mu A$
Emitter Cut-off Current	$I_{EBO}$	$V_{EB}=-5V, I_C=0$	-	-	-0.1	$\mu A$
DC Current Gain	$h_{FE}(Note)$	$V_{CE}=-5V, I_C=-10mA$	70	-	240	
Collector-Emitter Saturation Voltage	$V_{CE(sat)}$	$I_C=-10mA, I_B=-1mA$	-	-	-0.8	V
Base-Emitter Voltage	$V_{BE}$	$V_{CE}=-5V, I_C=-30mA$	-	-	-0.9	V
Transition Frequency	$f_T$	$V_{CE}=-30V, I_C=-10mA$	-	120	-	MHz
Collector Output Capacitance	$C_{ob}$	$V_{CB}=-10V, I_E=0, f=1MHz$	-	4.0	5.0	pF

Note :  $h_{FE}$  Classification O:70 ~ 140, Y:120 ~ 240



SAFE OPERATING AREA



Pc - Ta

